

WHY CIFA



Truck Mixers

SL - SLX - HD - ENERGIA Series



WHY CIFA

WE HAVE PRODUCED AND SOLD MORE THAN 57.000 TRUCK MIXERS



CIFA truck mixers are designed in Senago, Milan, Italy and manufactured in Castiglione delle Stiviere, Mantua, Italy. These facilities can produce up to 3.000 truck mixers per year. Thanks to the high efficiency of the manufacturing process, CIFA has made and sold more than 57.000 truck mixers up to now.



TRUCK MIXER SERIES

LIGHT	EXTRA LIGHT	HEAVY DUTY	HYBRID
SL	SLX	HD	ENERGYA



PAINTING



Multi-colour customized painting on demand

One-colour standard painting

MADE IN ITALY



CIFA truck mixers are 100% made in Italy. All the components of the CIFA truck mixers are Italian or German brand

MOUNTED ON ALL TRUCK BRANDS



CIFA truck mixers can be mounted on all truck brands. CIFA truck mixers are all developed according to truck specifications documentation

LEASING



Available in Italy, Russia, China, South Africa, Australia, USA and Germany

SERVICES



Training for operators



1 Water pump installed on the reducer.



2 Water tank (capacity from 400 to 1200 liters).



3 Drum anti-rebound system to keep the drum in the right position during the transport phase.



4 Hot galvanized ladder.



5 Drum safety stop for truck mixer maintenance and plastic back cover.



6 Drum rollers. Single or double type according to the truck mixer model.



7 Hot galvanized discharge chute. One-piece type, length 1200 mm.



8 Manual control system driven by flexible cables (for Basic version mixer).



9 Electronic control system. CSD 2.0 Constant Speed Drive (for CSD 2.0 version mixer).



10 Polymer rear mono-axle mudguards. Double-axle mudguards made of aluminum are available on demand.



11 Mono-support arm for discharge chute (for SL and SLX series).



12 Double water inlets. Water can be filled from both right and left side of the truck mixer. Heat exchanger with oil tank. Manometer for concrete consistency.



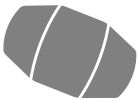
STANDARD EQUIPMENT FOR SL, SLX AND HD SERIES



SL SERIES TRUCK MIXERS



CAPACITY (m³):
4-7-8-9-10-12-15



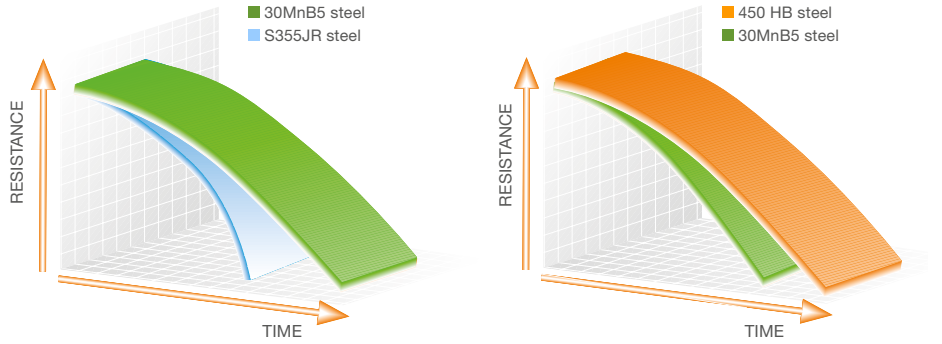
**4 mm THICKNESS
MADE OF
30MnB5 STEEL
(STANDARD
EQUIPMENT)**



**4 mm THICKNESS
MADE OF
450 HB STEEL
(ON DEMAND)**



**LIGHT
WEIGHT**



DRUM AND BLADES

The drum is designed according to international specifications and rule DIN 459. Special high resistant steel (30MnB5) is used in drum and blades with different thickness from three (3) to seven (7) millimeters. Chrome, manganese and boron prevent concrete wear and action resistance.

Drum and blades are also available made of special wear resistant steel 450 HB, in order to maximize the lifetime of the truck mixer.





SL 12
Aluminum pressurized water tank is available as option.



SL 12
Mudguards in aluminium for 3 rear axles (tridem), mono-support arm for discharging chute, positioning of rear control panel on the rear of left side, special support placed at 90° for chutes under the drum, loading hopper with straight rear side shape.

**EXTRA
LIGHT
WEIGHT**



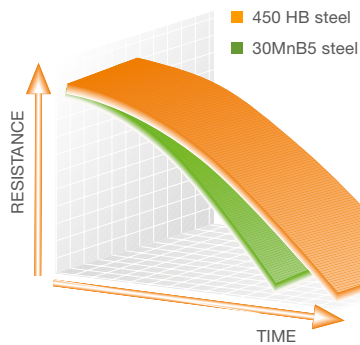
SLX 10

SLX SERIES TRUCK MIXERS



LIGHT COMPONENTS

Components made of aluminum such as pressurized water tank, rear double-axle mudguards, ladder and additional discharging chutes are available on demand, in order to optimize the mixer weight.



DRUM AND BLADES

The drum is composed of a steel plate with different thickness from three (3) to seven (7) millimeters. SLX Series have the drum and blades made of special light and resistant 450 HB steel.



CAPACITY (m³):
8-9-10



**3 mm THICKNESS
MADE OF
450 HB STEEL**

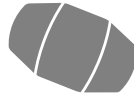


**EXTRA LIGHT
WEIGHT**

HD SERIES TRUCK MIXERS



CAPACITY (m³):
7-8-9-10-12-15



**5 mm THICKNESS MADE
OF HEAVY DUTY STEEL**



**HEAVY DUTY
DESIGN**



PTO OR AUXILIARY ENGINE
The HD series is also available with the separate auxiliary engine mounted on the frame (HDA 7, HDA 8, HDA 9 and HDA 10 versions).



DOUBLE ROLLERS
Double rollers with sling bar are installed under the HD 9, HD 10, HD 12+ and HD 15 drum in order to guarantee a perfect balance of the drum for all job conditions. They are bolted for easy maintenance and adjusting.



DISCHARGING CHUTE
The supporting structure of the discharge chute is welded to the main frame in order to maximize the resistance against the fatigue.




HEAT EXCHANGER
The heat exchanger in HD 9, HD 10, HD 12+ and HD 15 is equipped with 30 liters capacity oil tank.



HD 12+
The HD 12+ is a mixer with very high payload capacity (more than 12 m³) specifically designed for heavy duty markets.



Fold over chute (1200 mm + 600 mm).




Cone shaped chute with end diameter 200 mm.



Concrete chute flap.



EKOS drum closing system and rear flashlight.



Cover protection under the drum.



Rubber cover protection between aluminum mudguards and mixer frame.



Aluminum pressurized water tank (capacity from 200 to 950 liters).



Rear lights.



Rubber sleeve on the loading hopper.



"SL 45" hydraulic extractable discharge chute.



Special supports for chutes placed at 90° underneath the drum.



Plastic toolbox.



Rear protection tilting bar.



Quick release hatch for easy maintenance of the drum.



Loading hopper with rear straight side shape.

OPTIONS



reddot award 2014
winner



**GREATER
EFFICIENCY**



**LESS FUEL
CONSUMPTIONS**

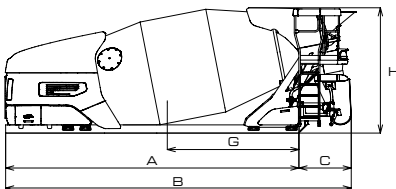
**REDUCED NOISE
(UP TO 10 dB)**

**ZERO EMISSIONS
IN CLOSED AREAS**




ENERGYA E9

ENERGYA SERIES HYBRID TRUCK MIXERS



* CIFA standard frame.
** Weights may vary $\pm 5\%$ according to DIN 70200
Technical data and characteristics subject to
modifications without notice.

	E8	E9
DRUM		
Nominal capacity	m ³ 8	9
Geometric volume	m ³ 14	15,9
Filling ratio	% 57	56,3
Water line	m ³ 9	10,2
Rotation speed	rpm	0 ÷ 14
Diameter	mm	2300
Rollers	n	2
Water meter scale	l	0 ÷ 500
Water tank capacity	l	300 (500 as option)
Water tank type	l	aluminum pressurized

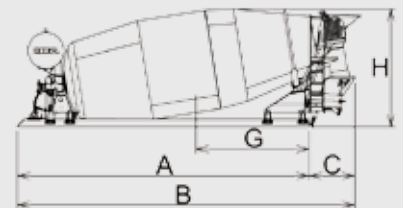
	E8	E9
DRIVEN BY		
Electric motor	■	■
DIMENSIONS		
A - Min. length of frame	mm 5965	6450
B - Min. length of mixer	mm 7170	7655
C - Overhang	mm	1205
G - Center of gravity	mm 2598	2895
H - Max height *	mm 2680	2755
Max width	mm	2355
Total weight (empty) **	kg 4760	4520
CHARGING MODES		
Standard charging mode through on-board charger	three-phase 380V/400V - 20A	
High speed charging mode	DC current 300V - 80A	
TRUCK SPECIFICATIONS		
Axes n.	 4 Axles	

DATA SHEET

TRUCK MIXERS



SL - SLX SERIES TRUCK MIXERS



	SL 4	SL 7	SLA 7	SL 8	SLX 8	SLA 8	SL 9	SLX 9	SLA 9	SL 10	SLX 10	SLA 10	SL 12	SLA 12	SL 15	
DRUM																
Nominal capacity	m ³	4	7	8		9		10		12		15				
Geometric volume	m ³	8,4	12,2	14,0		15,9		16,2		18,5		23,6				
Filling ratio	%	47	57	57		56,3		62		65		65				
Water line	m ³	5	7,8	9		10,2		10,8		12,7		15,5				
Rotation speed	rpm	14	14	14		14		14		14		14				
Diameter	mm	2100	2300	2300		2300		2350		2300		2400				
Rollers	n	1+1	2	2		2		2		2		2+2				
Water pump output	l/min	560	560	560		560		560		560		560				
Water pump pressure	bar	4	4	4		4		4		4		4				
Water meter scale	l	0 ÷ 500	0 ÷ 500	0 ÷ 500		0 ÷ 500		0 ÷ 500		0 ÷ 500		0 ÷ 500		0 ÷ 500		
Water tank capacity	l	400	400	400		400		800		800		800		1200		
DRIVEN BY																
PTO <input type="checkbox"/>	Separate engine <input type="checkbox"/>	<input type="checkbox"/>	<input type="checkbox"/>	<input type="checkbox"/>	<input type="checkbox"/>	<input type="checkbox"/>	<input type="checkbox"/>	<input type="checkbox"/>	<input type="checkbox"/>	<input type="checkbox"/>	<input type="checkbox"/>	<input type="checkbox"/>	<input type="checkbox"/>	<input type="checkbox"/>	<input type="checkbox"/>	<input type="checkbox"/>
DIMENSION																
A - Min. length of frame	mm	4300	5156	5250	5479	5710	5970	6200	6010	6240	6350	6830	7600			
B - Min. length of mixer	mm	5422	6310	6403	6660	6890	7177	7407	7215	7445	7560	8032	9035			
C - Overhang	mm	1122	1205		1205		1205		1205		1025		1435			
G - Center of gravity	mm	1638 1864	1910	2250	2160	2598	2450	2895	2481	2862	2821	3226	3012			
H - Max height *	mm	2542	2590		2650		2725		2770		2830		2880			
Max width	mm	2300	2355		2355		2355		2380		2355		2430			
Total weight (empty) **	kg	3000 3460	3157	3542	3718	3270	4185	3966	3350	4466	4172	3610	4672	4374	4874	5800
TRUCK SPECIFICATIONS																
Axles																
		2 Axles	3 Axles	3 - 4 Axles		4 Axles		4 Axles		4 Axles		4 Axles		4-5 Axles		

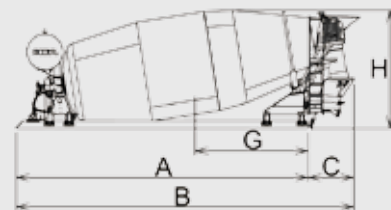
* CIFA standard frame.

** Weights may vary ± 5% according to DIN 70200



SLX 9

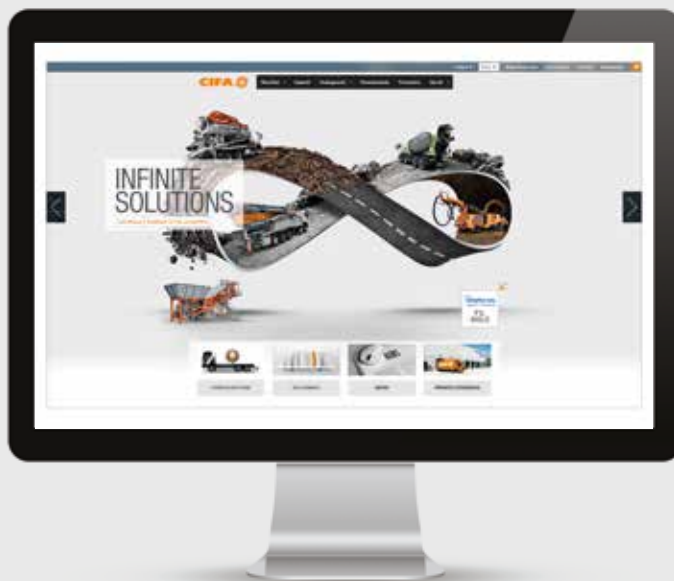
HD SERIES TRUCK MIXERS



	HD 7	HDA 7	HD 8	HDA 8	HD 9	HDA 9	HD 10	HDA 10	HD 12+	HD 15	
DRUM											
Nominal capacity	m ³	7	8	9	10	12 (13)	15				
Geometric volume	m ³	12,02	13,71	16,01	17,02	20,2	23,73				
Filling ratio	%	62	58	62	58	59,5	63				
Water line	m ³	7,5	9	10	10,7	13,21	15,9				
Rotation speed	rpm	14	14	14	14	14	14				
Diameter	mm	2200	2200	2350	2350	2350	2400				
Rollers	n	2	2	4	4	4	4				
Water pump output	l/min	560	560	560	560	560	560				
Water pump pressure	bar	4	4	4	4	4	4				
Water meter scale	l	0 ÷ 500	0 ÷ 500	0 ÷ 500	0 ÷ 500	0 ÷ 500	0 ÷ 500				
Water tank capacity	l	800	800	800	800	800	1200				
DRIVEN BY											
PTO <input type="checkbox"/>	Separate engine <input type="checkbox"/>	<input type="checkbox"/>	<input type="checkbox"/>	<input type="checkbox"/>	<input type="checkbox"/>	<input type="checkbox"/>	<input type="checkbox"/>	<input type="checkbox"/>	<input type="checkbox"/>	<input type="checkbox"/>	
DIMENSION											
A - Min. length of frame	mm	5000	5400	5700	5900	5900	6300	6500	6700	6935	7060
B - Min. length of mixer	mm	6175	6575	6870	7070	7075	7475	7700	7900	8170	8600
C - Overhang	mm	1175		1170		1175		1214		1200	1535
G - Center of gravity	mm	2019	2282	2199	2491	2482	2927	2551	2876	2940	2822
H - Max height*	mm	min 2570 - max 2650		2745		2760		2790		2800	2705
Max width	mm	2355		2345		2355		2440		2355	2500
Total weight (empty)**	kg	4043	4460	4270	4750	4807	5357	4980	5534	5490	5910
TRUCK SPECIFICATIONS											
Axles											
		3 Axles	3 - 4 Axles	3 - 4 Axles	3 - 4 Axles	3 - 4 Axles	3 - 4 Axles	4 Axles	4 - 5 Axles	4 - 5 Axles	

* CIFA standard frame.

** Weights may vary ± 5% according to DIN 70200



Discover more at www.cifa.com

Distributor



CIFA S.p.A.

Via Stati Uniti d'America, 26
20030 Senago (Milano) - Italy

tel. +39.02.990131

fax. +39.02.9981157

sales@cifa.com

www.cifa.com

